

ShelterCoat™

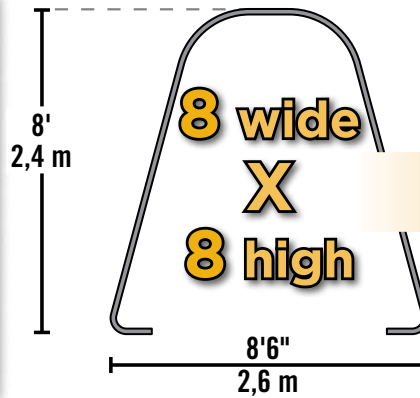
Custom Garage Program

Build your Own All-Season Shelter

Thousands of options to custom fit your storage needs.



8x8x8 model shown



Custom lengths available from 8 to 100 feet, in 4-foot increments.

Strong, Sturdy & Durable


- Patented ShelterLock® frame stabilizers at every rib connection for rock-solid strength.
- Frame constructed of heavy duty 17-gauge steel.
- Premium powder coat finish protects frame from corrosion and rust.
- Ripstop-tough advanced engineered polyethylene fabric cover protects what's within from the elements.
- Seams are heat welded, not stitched; 100% waterproof.
- Ratchet tensioning system and Easy-Slide cover rails keep the cover smooth and taut.



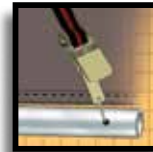
ShelterLock®



Bolt Frame



Fabric Cover



Ratchet Tensioning



Steel foot plates

Options and Specs: 8 x 8 Round

Cover Fabrics

Standard Duty: 9 oz./m2 Polyethylene	Green	Gray	White	Translucent	Tan
Heavy Duty: 14.5 oz./m2 PVC*	Hunter Green	White	Tan	Gray	
Ultra Duty: 21.5 oz./m2 PVC*	Hunter Green	White			

*Fire rated FR fabric CPAI 84 Section 6 and NFPA 701 compliant.

- Frame: 1 5/8" / 42 mm diameter steel pipe.
- Temporary anchors included (additional sold separately).
- 2 double-zippered door end panels.

Warranty

Standard Duty	1 year	1 year	3 years Prorated
Heavy Duty	10 years Prorated	3 years Prorated	3 years Prorated
Ultra Duty	15 years Prorated	3 years Prorated	3 years Prorated
	Cover	Back panel/door	Frame

